

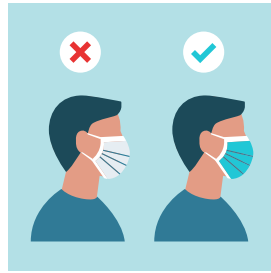


UNIVERSITY OF
KWAZULU-NATAL™
INYUVESI
YAKWAZULU-NATALI


HOW TO WEAR A MASK PROPERLY



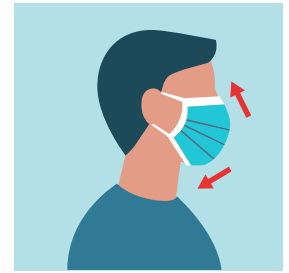
WASH YOUR HANDS
BEFORE
WEARING A MASK



ENSURE THE PROPER
SIDE OF THE MASK
FACES OUTWARDS




SECURE THE STRINGS
BEHIND YOUR HEAD OR
OVER YOUR EARS



COVER MOUTH
AND NOSE FULLY
MAKING SURE THERE
ARE NO GAPS



PRESS THE METALLIC
STRIP TO FIT THE
SHAPE OF THE NOSE



REMOVE THE MASK
FROM BEHIND BY
HOLDING THE STRINGS
WITH CLEAN HANDS



SURGICAL MASK
PLACED CORRECTLY



DO NOT TOUCH THE
MASK WHILE WEARING
IT. IF YOU DO
WASH YOUR HANDS



REPLACE THE MASK
IF IT GETS DAMP
AND DO NOT REUSE IT